


MY DOG LAUGHS written by Rachel Isadora



Rachel Isadora received a Caldecott Honor for Ben’s Trumpet, and has written and illustrated numerous other books for children, including “I Just Want to Say Goodnight”, “I Hear a Pickle”, “Bea in The Nutcracker”, “Bea at Ballet”, “Jake at Gymnastics”, “Say Hello!”, “Peekaboo Morning”, the “Lili at Ballet” series and several classic tales set in Africa (such as “Old Mikamba Had a Farm”, “The Night Before Christmas”, “Rapunzel” and “The Princess and the Pea”). She lives in New York City with her husband and her dog, Mocha. To learn more visit: www.rachelisadora.com

>> BEFORE READING

It is best to read together, often. Plan time to read this book to your children or class a few times over the next week.

>> READ THE STORY

AS YOU READ:

You can share this version of a [read aloud](#) and talk about how different the dogs are and how similar they are in the book. This book is great for comparisons too. Help children notice them while reading. This book is so helpful to share about what having a dog for a pet is like. Children will enjoy learning about how to take care of a dog and what dogs like to do.

>> ACTIVITIES

ACTIVITY ONE: COLORING PAGES

(Ages 2+ years)

Supplies needed:

- Crayons
- Colored pencils and or markers
- Print these fun [coloring pages](#) from Teachers Pay Teachers

NOTE: A good time to offer free coloring is after outdoor adventures or recess, naps or gross motor activities. This helps to calm down, wake up slowly and also re-focus.

ACTIVITY TWO: SPOTS ON THE PUPPY

(Ages 3+ years)

Supplies needed:

- Pom poms
- Kid friendly [tweezers](#)
- Use this resource from Teachers Pay Teachers to share [puppy math](#) with children.

Directions:

Print the page that correlates to number practice you want to do or print and laminate the last page and write your own number in with a wet or dry erase marker.

ACTIVITY THREE: PET PRINTS

(Ages 2+ years)


Supplies needed:

- [Black construction paper](#)
- [White tempura paint](#)
- [Toy dogs](#)
- Paint cups



NOTE: Use other colors of paint and paper for different seasons or ideas. For example, kids can make muddy prints with brown paper on the color of paper that is the floor color of their home.

1. Pour the white paint into shallow containers.
2. Place construction paper and plastic pets next to the paint.
3. Let the kids dip the dog feet into the paint and walk on the paper.



ACTIVITY FOUR: KIBBLE TRANSFER

(Ages 2+ years)

Supplies needed:

- Stability ball
- Bowl or two
- Scoop or tweezers from Activity 2
- Pompoms
- Cotton balls
- Dog food
- Cereal

NOTE: This easy game teaches balance and stability.

1. Kids can sit or lie on their stomach on an exercise ball and move cereal, pom poms, cotton balls, or real dog food from one bowl to another bowl.
2. If sitting, they can even roll and transfer from one bowl on a table or stool to another bowl on a second table or stool.
3. Here is a great [video](#) from Pink Oatmeal to demonstrate one way to try this game.

ADDITIONAL RESOURCES ABOUT PETS

(Ages 0 - 5+ years)


Do a Fun Yoga Story with Cosmic Kids: [All About Dogs](#)

From **Red Ted Art**, make this cute paper dog hand puppet with this easy [video](#).

Additional Books:

- [Dr. Seuss](#): "What Pet Should I Get?"
- [Elizabeth Carney](#): "National Geographic Readers: Cats vs. Dogs"
- [Isabelle Arsenault](#): "Colette's Lost Pet"

»» THANKS TO OUR CREATORS:



CAT Scratch Studios

"It is with gratitude that we are able to work with other outstanding resources already available and I am truly happy to share those in this set of activities with you."

-Cary A. Thrall