


PORTER THE HOARDER & THE ALPHABET ADVENTURE written by Sean Covel



Sean Covel is a film and television producer originally from the Black Hills of South Dakota. In 2015, he founded The 12 Days of Pizza charitable program, which supplies underprivileged families of elementary school-age children consistent meals during the Christmas break.

Covel is also a best-selling children's book author. His latest book series, Porter the Hoarder, is a family engagement project created by the United Way. As part of the project, every first grader in South Dakota receives a free copy of the book each, along with the tools to inspire reading at home.

»» **BEFORE READING**

It is best to read together, often. Plan time to read this book to your children or class a few times over the next week. It is a great foundational book for alphabet practice all throughout the year.

»» **READ THE STORY**

AS YOU READ:

Do a search on each page for the named things in the story and for other things that start with each letter.

»» **ACTIVITIES**


ACTIVITY ONE: NUMBER SEARCH (Ages 3+ yrs)

Supplies needed:

- Transparent serving dishes (one per child)
- Marker pen
- Rainbow rice
- Paint brush
- Use this activity to review and or for new numbers children are learning.

NOTES: Children get excited about BIG numbers they don't know yet!

1. Make one number sheet and make copies for each child.
2. Place a number sheet under the transparent dishes.
3. Fill dishes with rice.
4. Give children a brush to find the numbers.



ACTIVITY TWO: ALPHABET SURPRISE GAME (Ages 2+ years)

NOTE: This fun, hands-on alphabet activity will help children recognize letters.

Supplies needed:

- 12 count muffin tins
- Sheets of tissue paper
- Magnetic alphabet letters
- Painter's tape




- [Tweezers](#) (1 per child or 1 per pair)

Directions:

1. Tape a grid on a table or countertop.
2. Use 1 muffin tin per child or per team of two children and place one letter in each segment.
3. Cover the muffin tin with a piece of tissue paper and tape it along the bottom of the pan edges.

For the children to play:

1. For small groups, each child can have their own tin. For larger groups, partner the kids.
2. Pass out tweezers, 1 per child or 1 per pair.
3. Demonstrate how to poke through the tissue paper with the tweezers to retrieve a letter. Then, still using the tweezers, show children how to place one letter in each space of the tape grid.
4. Give children time to play. Help them recognize




the letters as they place them. Say the letter name and the sound the letter makes and have them repeat.

5. To extend, bring children to the whole group to share their letters. Then, taking turns, they can think of a word that starts with that letter.

ACTIVITY THREE: ALPHABET YOGA

(Ages 2+ yrs)

NOTE: Use the [ABCs of Yoga Cards](#) to practice the alphabet with yoga asanas. Yoga can help children improve behavior and self-regulation, relieve stress, improve sensory processing, develop community and healthy relationships, develop gross and fine motor skills, and increase self-awareness.




ACTIVITY FOUR: SENSORY BAG (Ages 0-5+ yrs)

Supplies needed:

- Clear Hair Gel
- Zip Lock Bags
- Duct Tape
- Food Coloring
- Cardboard letters or magnetic letters
- Add glitter, sequins or other fun, and flat additions

NOTE: Older children can help make their own. Or, make these for younger children.

1. Squirt hair gel in a thick plastic zip lock bag.
2. Adults can add in a few drops of food coloring.
3. Close the bag, make sure all the air is out.
4. Place duct tape over the zip top and on each side, front and back of the bag to seal all the edges tight.
5. For infants, tape the bag on the floor for tummy time or on a wall or window to strengthen legs as they practice standing.
6. Young children can press the letters into the sensory bag.
7. Older children can practice writing letters on the bag. You can place letter templates under the bag for new learning.




ADDITIONAL RESOURCES:

- Make ice cubes for sensory play with this alphabet and numbers [ice cube tray](#)



- Fun United Way [Video](#) from the author
- [Sesame Street Alphabet Song](#)
- Read [The Alphabet Tree](#) by Lee Lionni



»» THANKS TO OUR CREATORS:



“It is with gratitude that we are able to work with other outstanding resources already available and I am truly happy to share those in this set of activities with you.”

-Cary A. Thrall